



Composite Door Collection



2 Panel 2 Square, Black, Enfield Glass

CLASSIC MOULDED DOORS



Page 12



Page 14



Page 15



Page 16



Page 18



Page 19



Page 20



Page 22



Page 23



Page 24



Page 25



Page 26



Page 27



Page 47



Page 47

CONTEMPORARY DOORS



Page 30



Page 32



Page 33



Page 34



Page 36



Page 37



Page 38



Page 40



Page 41




Page 42



Page 44



Page 46



Page 47

TECHNICAL APPENDICES

Don't compromise, go composite

We don't believe in compromising on quality. We've brought together materials to give you the very best in strength, easy maintenance, security, and weather resistance. Oh – and great looks as well.

Behind the Door-Stop name, you'll find the latest technology and design in doors. When you're indoors you'll enjoy loads of style, strength and security.

With a host of customisable options to choose from across colour palette, glazing, ironmongery and security, these elegant doors provide the strength and beauty to make a bold statement, whatever your property style.

We don't make anything else

Door-Stop have been a pioneer in the composite door industry since 2008, setting standards in quality and innovation. Unlike some other manufacturers we were the first company solely dedicated to crafting composite doors - we've never made anything else.

This laser focus allowed us to revolutionise the industry, introducing innovations like reglazeable cassettes, colour-matched weather bars and providing Energy Rating certificates before they were mandatory.

Today as part of the Masonite Group, our legacy of customer satisfaction endures, carrying forward our extensive experience and unwavering commitment to excellence.





Mid Square, White Internal Colour, Clear Glass

INTRODUCING


New Colour Options

Our new colours have been inspired by the great outdoors and help you coordinate your exterior doors with the latest trends in interior design. From calming tones associated with the British countryside through to more vibrant sea blues, embrace a range of landscapes to incorporate the natural world into the comfort of your home.

The two new greys - Pebble Grey and Agate Grey – match particularly well with a neutral palette to create a welcoming entrance to any home. For those with a bolder design preference, a front door in Purple Violet, Fern Green or Turquoise Blue can be used to create a focal point both inside and outside.



Purple Violet




Pebble Grey




Turquoise Blue



Fern Green



Agate Grey



Pastel Blue

See page 52 for all Colour Options



Mid Square, Agate Grey, Clear Glass



Mid Square, Fern Green, Clear Glass



2 Panel 2 Square, Turquoise Blue, Enfield Glass



Timeless, Classic Designs

Our selection of Traditional door styles offer both expressive style and enduring performance.

With a host of customisable options to choose from across colour palette, glazing, ironmongery and security, these elegant doors provide the strength and beauty to make a bold statement, whatever your property style.



Page 12



Page 14



Page 15



Page 16



Page 18



Page 19



Page 20



Page 22



Page 23



Page 24



Page 25



Page 26



Page 27



Page 47



Page 47

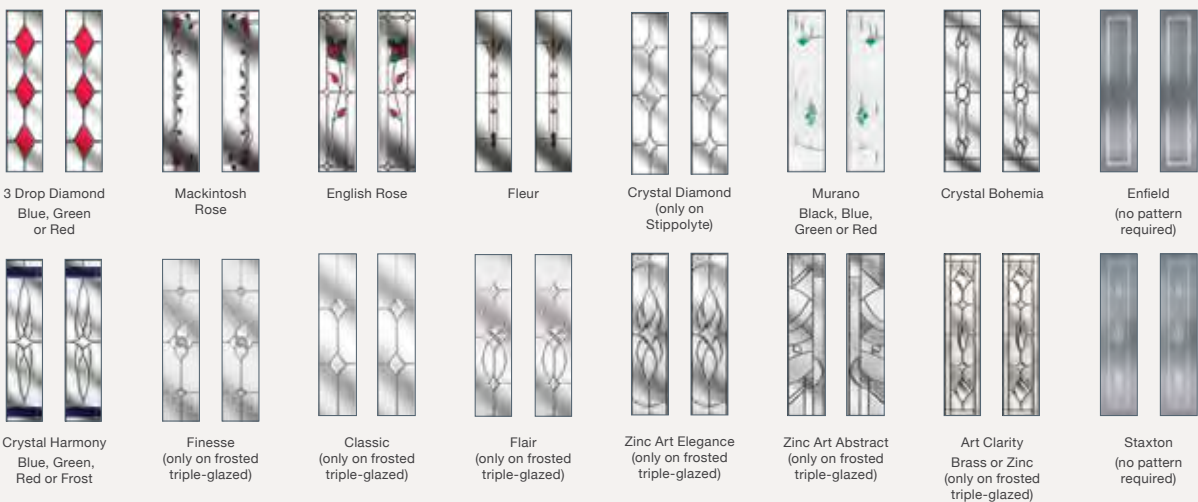
2 Panel 2 Square



Colours



Glass Designs






2 Panel 2 Square, White, Flair Glass

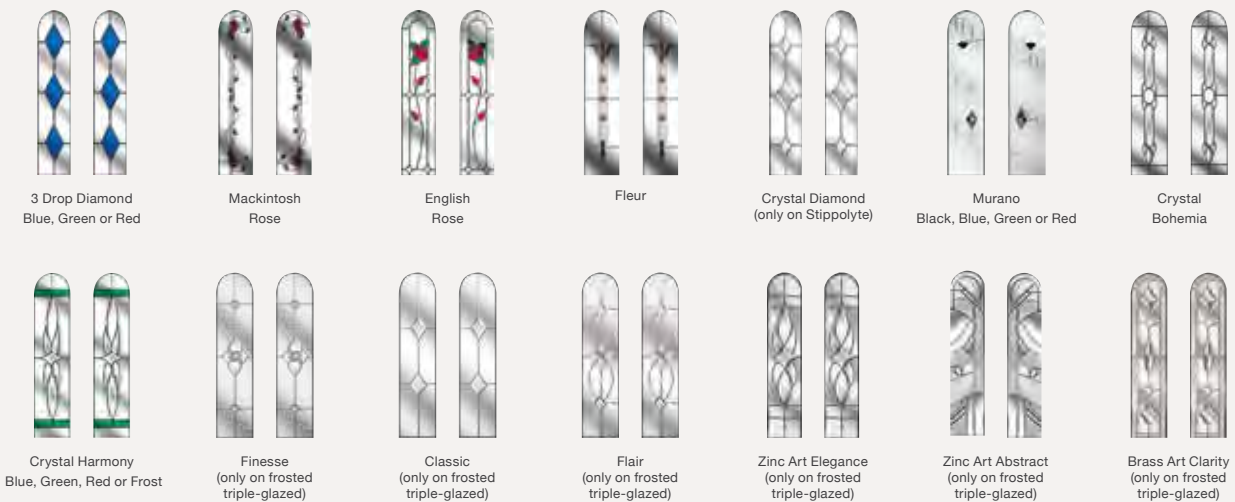
2 Panel 2 Arch



Colours



Glass Designs



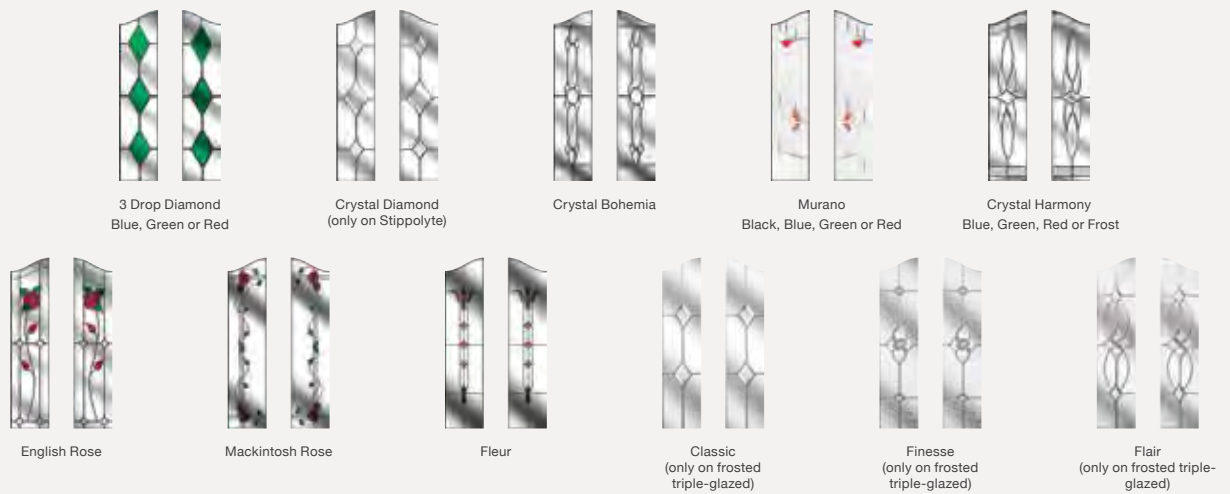
2 Panel 2 Angle



Colours



Glass Designs






3 Panel 1 Square, Chartwell Green, Dorchester Glass

3 panel 1 square



Colours



Glass Designs



Simplicity
Brass or Zinc
(Stippolyte, Satin and Minster only)



Reflections
(Stippolyte and Satin only)



Prairie
(Stippolyte and Satin only)



Kensington
(Satin only)



Havana
(Stippolyte and Satin only)



Dorchester
(Minster only)




Caledonian Rose
(Satin only)


2 Panel 1 Square



Colours



Glass Designs



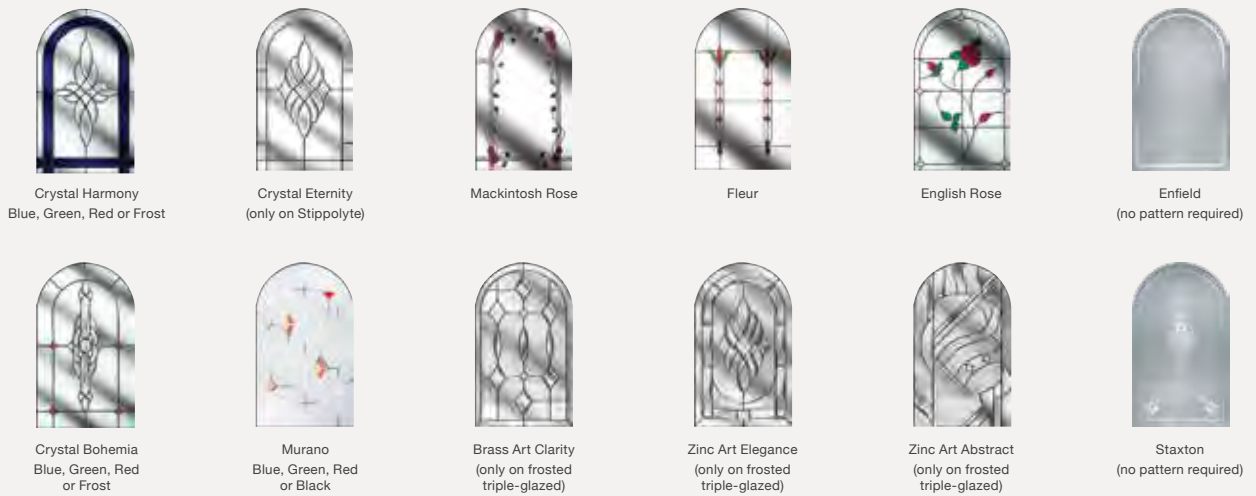
2 Panel 1 Arch



Colours



Glass Designs



2 Panel 1 Grill



Colours



Glass Patterns





2 Panel 1 Grill, Blue Internal Colour, Clear Glass

2 Panel Sunburst



Colours



Glass Patterns



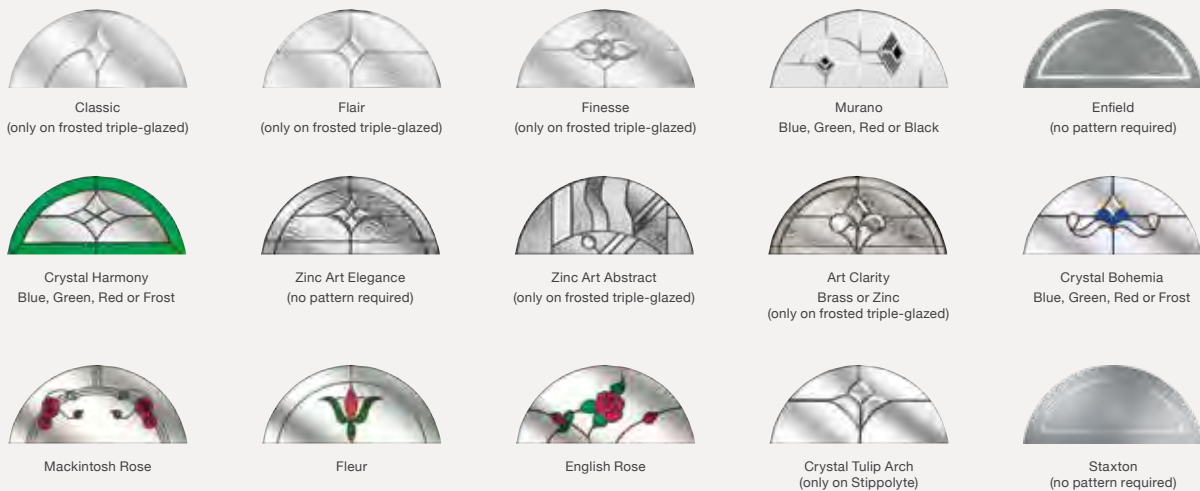
4 Panel 1 Arch



Colours



Glass Designs



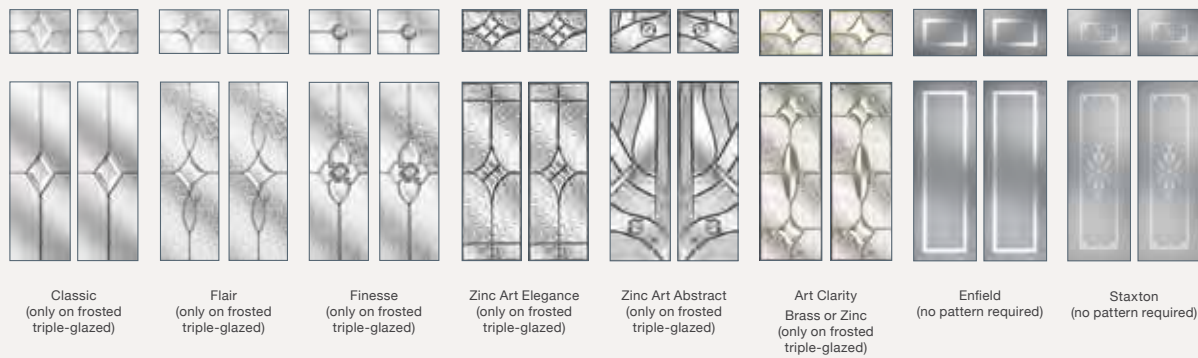
2 Panel 4 Square



Colours



Glass Designs



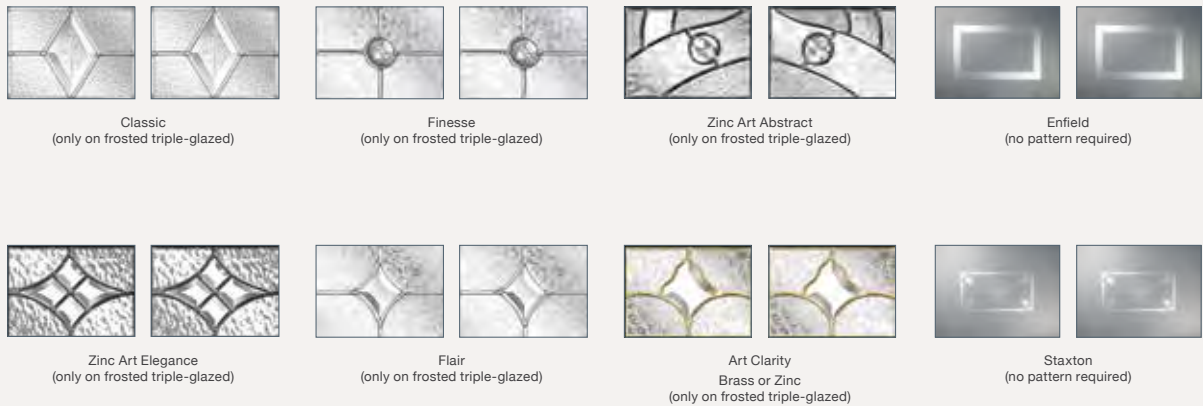
4 Panel 2 Square



Colours




Glass Designs



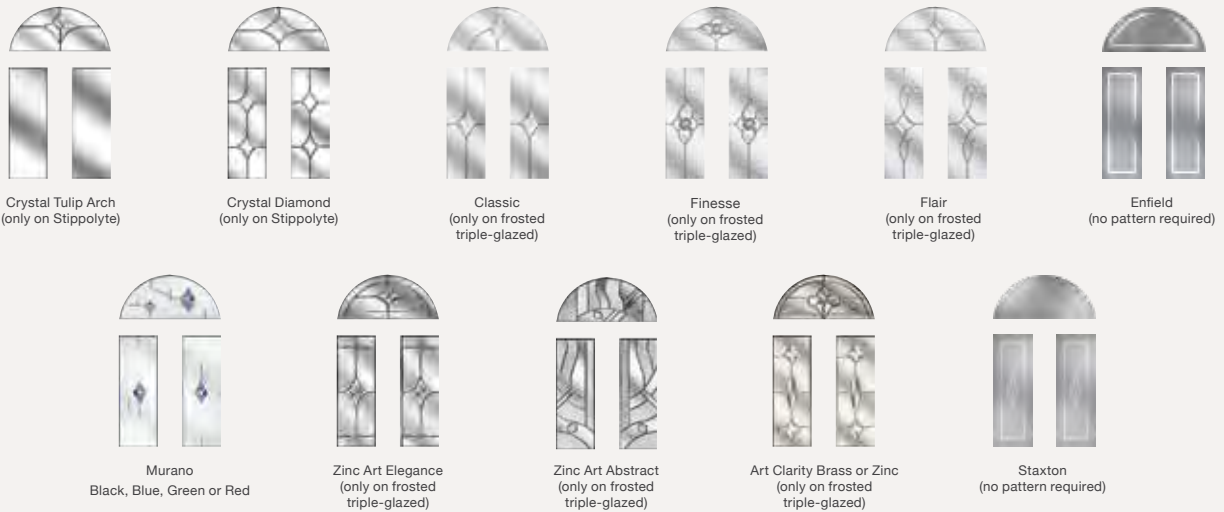
2 Panel 2 Square 1 Arch



Colours



Glass Designs



4 Panel Sunburst



Colours



Glass Patterns





Elegant, Modern Designs

This collection of modern doors are inspired by contemporary, minimalist stylings. Boasting an array of glazing options, from abstract to art deco influences.

This family of doors couples well with modern architecture, or as a contrast to more traditional properties.



Page 30



Page 32



Page 33



Page 34



Page 36



Page 37



Page 38



Page 40



Page 41




Page 42



Page 44



Page 46



Page 47




Diamond, Duck Egg Blue, Florielle™ Glass

Diamond



Colours



Glass Patterns



1 Square



Colours



Glass Designs



Zinc Art Abstract
(only on frosted triple-glazed)

Art Clarity
Brass or Zinc
(only on frosted triple-glazed)

Crystal Diamond
(only on Stippolyte)

Murano
Black, Blue, Green or Red

Enfield
(no pattern required)

Staxton
(no pattern required)

Flair
(only on frosted triple-glazed)

Finesse
(only on frosted triple-glazed)

Curve



Colours



Glass Designs



Flair
(only on frosted triple-glazed)



Finesse
(only on frosted triple-glazed)



Zinc Art Elegance
(only on frosted triple-glazed)



Zinc Art Abstract
(only on frosted triple-glazed)




Enfield
(no pattern required)




Staxton
(no pattern required)

3 Diamond



Colours




Glass Patterns





3 Diamond, Chartwell Green, Stippolyte™ Glass

3 Square



Colours



Glass Designs



Flair
(only on frosted triple-glazed)

Finesse
(only on frosted triple-glazed)

Zinc Art Elegance
(only on frosted triple-glazed)

Zinc Art Abstract
(only on frosted triple-glazed)

Enfield
(no pattern required)

Staxton
(no pattern required)

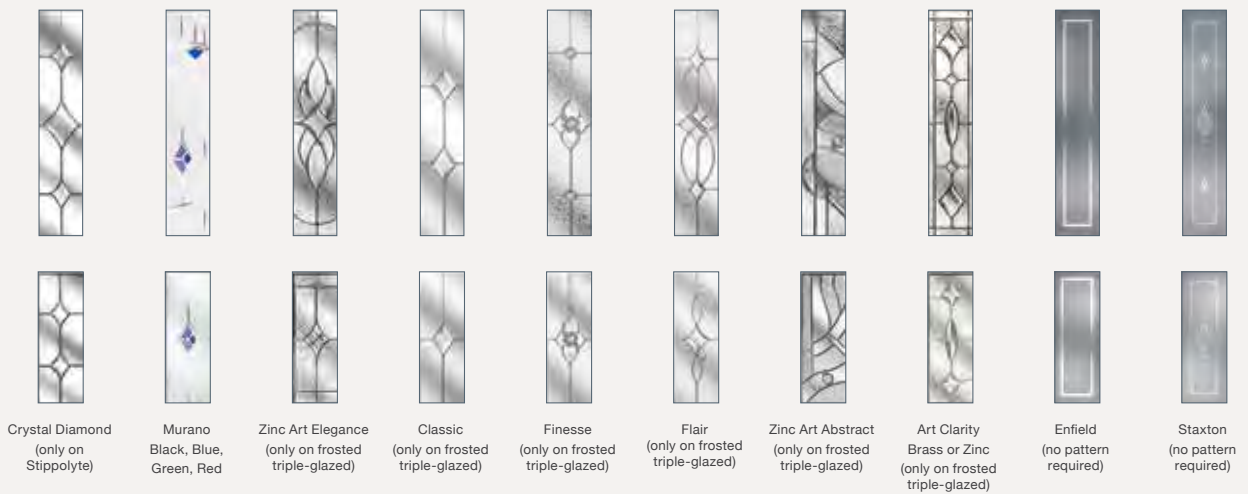
Twin Side



Colours



Glass Designs





4 Square, Grey, Flair Glass

4 Square



Colours




Glass Designs




Circle



Colours



Glass Designs




Mid Square



Colours




Glass Designs




Cottage Long



Colours



Glass Designs





Cottage Long, Grey, Square Bar Handle, Kensington Glass

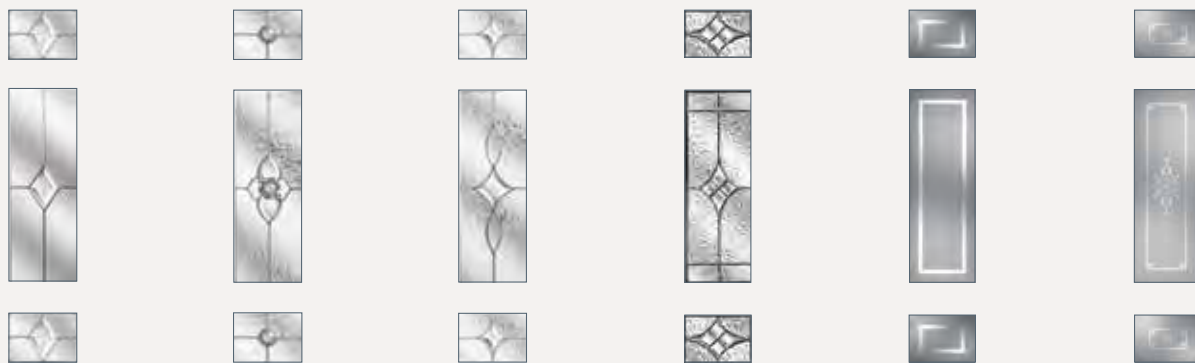
Mid 3 Square



Colours



Glass Designs



Classic
(only on frosted
triple-glazed)

Finesse
(only on frosted
triple-glazed)

Flair
(only on frosted
triple-glazed)

Zinc Art Elegance
(only on frosted
triple-glazed)

Enfield
(no pattern
required)

Staxton
(no pattern
required)



Mid 3 Square, Cream, Long Bar Handle, Flair Glass

Cottage Halfglaze



Colours



Glass Designs



2x3 Drop Diamond
Blue, Green, Red




Crystal Diamond
(only on Stipplyte)



Crystal Harmony
Blue, Green, Red or Frost



Mackintosh Rose



Fleur



English Rose



Enfield
(no pattern required)



Crystal Bohemia
Blue, Green, Red or Frost



Murano
Blue, Green, Red or Black



Brass Art Clarity
(only on frosted
triple-glazed)



Zinc Art Elegance
(only on frosted
triple-glazed)



Zinc Art Abstract
(only on frosted
triple-glazed)



Staxton
(no pattern required)

4 Panel




6 Panel



Cottage



Colours



Red




Poppy Red
(High Gloss)



Duck Egg Blue



Blue



Pastel Blue



Turquoise Blue




Purple Violet



White



Cream



Pebble Grey



Agate Grey




Grey



Black Brown



Black



Green



Fern Green



Chartwell Green



Darkwood




Oak

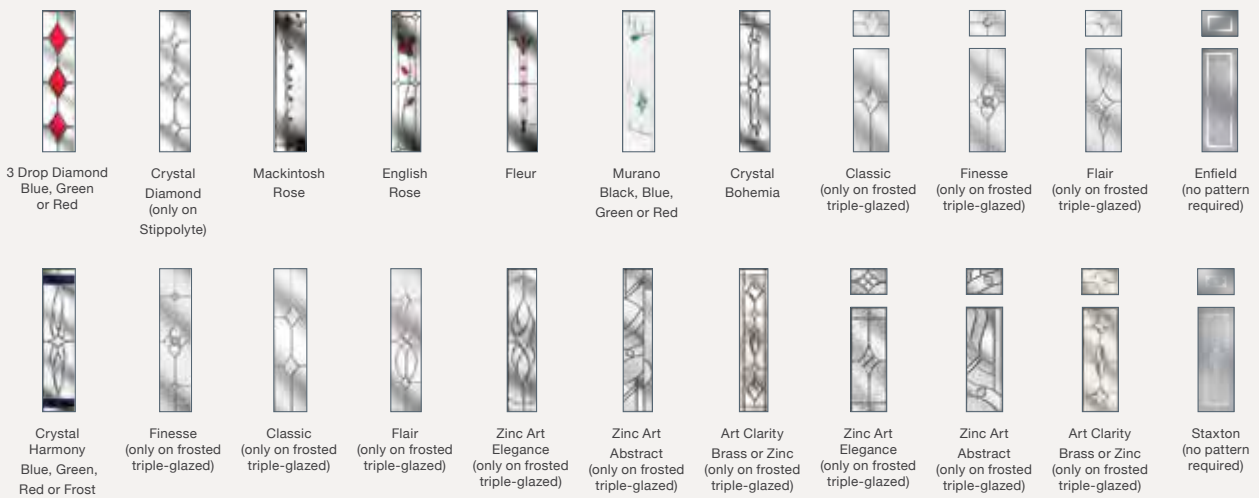
Composite Side Panel



Colours



Glass Designs




Glazed Side Panel

Argon-filled low E glass units.



Colours



Glass Patterns

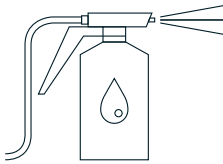




Finishing Touches

With a large range of finishing options available, you can make your door unique to you. Browse this section to find the right touches to provide the perfect finish to your door.

COLOUR



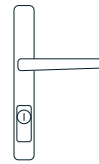
Page 52

GLAZING



Page 53

FURNITURE



Page 54

LOCKS



Page 56

SECURITY



Page 57

WEATHER PROOF




Page 59


Colour Options

The doors in our collection are available in a diverse range of colours (both sides) to suit the character of your home. Please note: if you select a wood-grain colour on both sides of your door, this will only be available in certain door styles.

Door Colours




Frame Colours



Glazing

The range of glass options add character to your door and light to your home, whilst still offering you complete privacy.

Glazing Patterns and Backing Glass



Contemporary Furniture

Long Bar



Long Bar Handle
(offset)



Pull Escutcheon
OR handle show above inside



Ingot Knocker



Bar Knocker

Bow Handle



Long Bow Handle Short Bow Handle



Pull Escutcheon
OR handle show above inside



Ingot Knocker



Bar Knocker

Classic



Central Knob



Pull Escutcheon
inside



Ingot Knocker

Square



Square Bar Handle Square Handle
(offset from the fixings)



Pull Escutcheon
inside



Square Knocker

Handleless



Pull Escutcheon




Pull Escutcheon
inside



Ingot Knocker



















Handleless Option


















High Lock Option



Availability by Door Style

																			
Long Bar				✓				✓	✓	✓			✓	✓	✓	✓	✓	✓	✓
Bow Handle	✓	✓	✓	✓	✓	✓	✓	✓	✓	✓	✓	✓	✓	✓	✓	✓	✓	✓	✓
Square								✓					✓	✓	✓	✓	✓	✓	✓
Classic*	✓	✓	✓	✓	✓	✓	✓	✓	✓	✓	✓	✓	✓		✓	✓			✓
Classic High*	✓	✓	✓	✓				✓	✓	✓			✓			✓	✓		
Square Bar				✓				✓	✓	✓			✓	✓	✓	✓	✓	✓	✓
Page ref.	14	12	15	23	19	18	26	47	25	23	20	22	30	34	47	47	44	24	

																			
Long Bar	✓		✓					✓		✓	✓		✓		✓	✓			✓
Bow Handle	✓	✓	✓		✓	✓		✓		✓	✓	✓	✓	✓	✓	✓			✓
Square	✓		✓		✓	✓		✓		✓	✓	✓	✓	✓	✓	✓			✓
Classic*	✓	✓		✓	✓	✓	✓	✓	✓	✓	✓	✓							✓
Classic High*				✓	✓	✓	✓	✓	✓										
Square Bar	✓		✓		✓			✓	✓	✓	✓	✓	✓	✓	✓	✓	✓	✓	✓
Page ref.	41	46	38	38	38	40	36	36	36	41	41	41	37	37	42	42	16	33	



Classic



Classic High

Handleless suite available on all styles.

*Our classic furniture suite is also available in a high position.

Locking Options

We know a secure door is important to our customers, and that's why our range of locks, cylinders and handles are tested, certificated and accredited to industry standards. The combination of these locks and a reliably strong structural frame make our doors unrivalled in terms of the peace of mind they offer.

GU Slam Lock



Yale TS007 3 Star Handle/ Cylinder Combination Option



Yale's superior cylinder and platinum handle combination is accredited with the coveted TS007 3* BSI Kitemark – one of the most secure available for composite doors and locks. Subjected to extensive tests, it can resist anything the most determined burglar can throw at it.


Yale Lockmaster



Developed and tested to deliver superior security and ease of use. British made and featuring a combination of hooks and anti-lift bolts for proven and reassuring protection.

Energy Ratings

Every Door-Stop door is issued with a bespoke energy rating certificate – based on expert data from the Build Research Establishment and accredited by the British Fenestration Ratings Council (BFRC).



Door Energy Ratings by Door Style

Standard Glass	D	D	D	A+	D	D	D	A+	A+	A+	D	D	A+	D	A+	A+	D	D
Thermal Glass	B	B	B	A+	B	B	B		A+	A+	B	B	A+	B			B	B
Triple Glazed	B	B	B	A+	B	B	B		A+	A+	B	B	A+	B			B	B

Standard Glass	A+	D	A+	A+	A+	D	A+	A+	A+	D	D	D	D	D	D	D	D	A+
Thermal Glass	A+	B	A+	A+	A+	B	A+	A+	A+	B	B	B	B	B	B	B	B	A+
Triple Glazed	A+	B	A+	A+	A+	B	A+	A+	A+	B	B	B	B	B	B	B	B	A+

Eco Friendly & Weather Proof

As a responsible manufacturer, we spend a lot of time ensuring that we fulfil our obligations to creating a more sustainable future.

Green doors – now available in every colour

From day one we chose to use a calcium zinc-based compound in the extrusion of the door frame (which we make in different lengths to avoid waste) because it's much kinder to the planet than lead-based additives.

The door's inner rigid foam system is completely, utterly, one hundred percent CFC-free.

Reducing our carbon footprint

We've taken big steps to reduce our own carbon footprint too. Door-Stop doors are made right here in the UK, unlike the products of other door companies. And we carefully plan all our delivery routes to cut down the amount of fuel we use.

Other manufacturers look at our doors and go green with envy - we're just greener.

GRP – The Longest Product Lifespan*

Door Type	Expected Life	Maintenance
Softwood Door	25 Years	Paint, 5 Years
Hardwood Door	35 Years	Paint, 5 Years
Steel Composite Door	30 Years	Wipe Clean
PVC Composite Door	25 Years	Wipe Clean
GRP Composite Door	35 Years	Wipe Clean
PVC Panel Door	20 Years	Wipe Clean

Rainfall Tested



The average rainfall in the UK is between 700mm a year in East Anglia and 3,000mm a year in the Scottish Highlands.**

WATERTIGHTNESS Tested in accordance with BSEN 1027	AIR PERMEABILITY Tested in accordance with BSEN 1026	WIND RESISTANCE Tested in accordance with BSEN 12211
--	--	--

**Meteorological Office Statistics

*Information from HAPM (Housing Association Provident Mutual) and BRE (Building Research Establishment)

All the information in this brochure is provided for guidance only and is given in good faith, but without warranty or guarantee of any kind, whether implied or expressed.

Our policy is to continually improve products. Therefore methods, materials and changes of specification may be made from time to time without prior notice.

Colour samples printed in this publication should only be used as a guide and are as accurate as our printing process allows.

Glass images are reproduced and are the © copyright of Pilkington plc.

